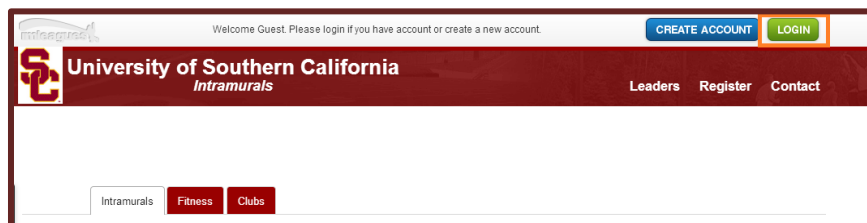
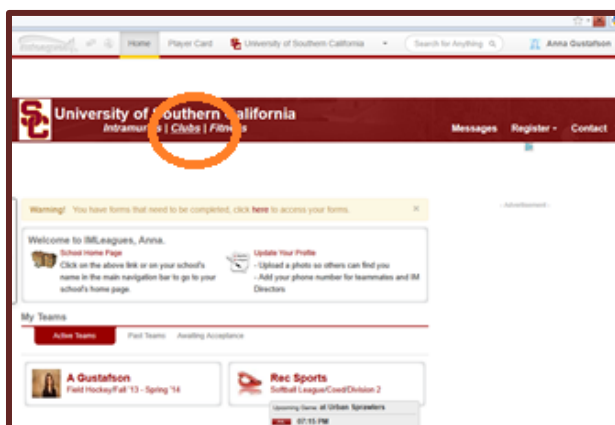


## How to Sign Rec Sports Waivers

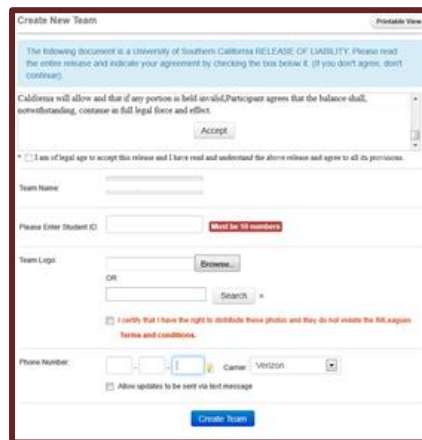
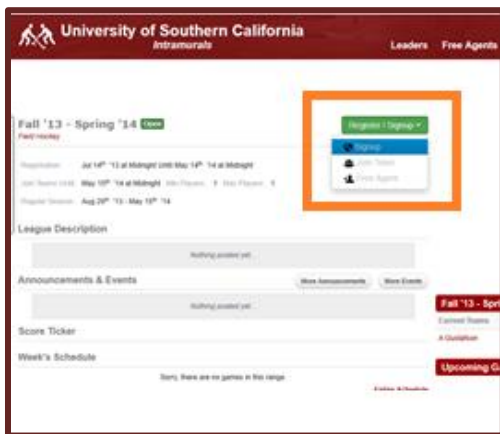
- Go to [imleagues.com/uscrecsports](http://imleagues.com/uscrecsports) and click “login” at top right corner.
  - If you are already a member sign in with school, email & password.
  - If not a members, click “Not a member- Register now” and follow the directions to create an account.



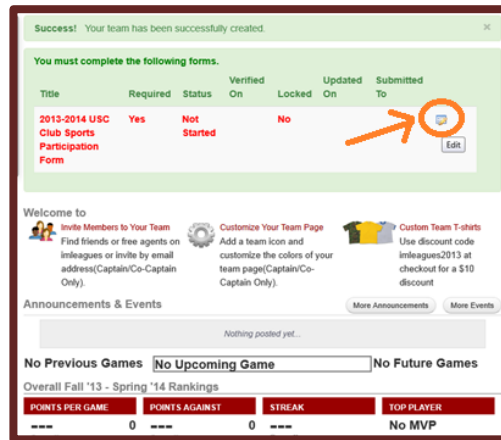
- Once logged into the site, click “Clubs” listed at the top .



- Find your club team on the list and click on “Fall ’13-Spring ’14” under your team name.
- On the top right, click on the drop down button “Register/ Sign up “ and click “Sign Up”.
- Read the liability and scroll down to accept, fill out student ID and phone number and click “Create Team” (It is not necessary to select a photo or a logo).



- Click on the edit icon on the right to begin filling out the waiver.



- On the next page, fill out all the required information fields.

The screenshot shows the "2013-2014 USC Club Sports Participation Form" with the following fields and their required status:

- Club Sport Name: Archery (Required)
- Name: First Name and Last Name (Required)
- Gender: Male (Required)
- Class: Freshman (Required)
- USC ID Number (Required)

The personal vehicle release agreement is only required if you have a vehicle and will be driving during the season. Please fill out the information in this field. If you do not have a vehicle, click the box saying you do not have a vehicle.

- After completing your electronic signature, click "Submit for Review" at the bottom of the screen and select name.
- You are finished! Your team president and a rec sports representative will be notified to review your form.